

Declaration of Conformity

Part #: 293-0740 Rev 07-09


Manufacturer's Name: IOtech
Manufacturer's Address: 25971 Cannon Road
Cleveland, Ohio 44146 USA

Declares that the product:
Product Name: DBK11A
Description: Screw-Terminal Option Card

Conforms to the following standards:


Safety	Low-Voltage Directive 2006/95/EC, EN 61010-1; 2001
EMC	EMC Directive 2004/108/EC as defined by Standard: EN 61326-1:2006 (IEC 61326-1:2005)
CISPR 22:1993	Radio Disturbance
EN 55022:1998	Conducted and Radiated Emissions
EN 50082-1:1994	IEC 801-2:1991 – Electrostatic Discharge Immunity
IEC 61000-4-3:2002	Radiated Electromagnetic Field Immunity
IEC 61000-4-4:2004	Electric Fast Transient Burst Immunity
IEC 61000-4-5:2001	Surge Immunity



EMC Testing: Chomerics Test Services, Woburn, Mass. 01801, U.S.A.
Date: February 24, 2009
Test Report #: EMI5269.09
Date Issued: July 16, 2009
IOtech
25971 Cannon Road
Cleveland, OH. 44146 U.S.A .

Signature: 
Full Name: Carl Haapaoja
Position: Director of Quality Assurance

CE Compliant Operating Conditions

Product Name: DBK11A
Description: Screw-Terminal Option Card





 **WARNINGS and CAUTIONS.** When you see any of these symbols on the product or in the documentation, carefully read the related information and be alert to the possibility of personal injury and/or equipment damage.

To maintain the safety, emission, and immunity standards of this declaration, the following conditions must be met.

- * The DBK11A card must be placed in a CE DBK41, 10-Slot Analog Expansion Module.
- * Shielded wires must be used for all I/Os.
- * The shields must be connected to the chassis ground of the DBK41 by screws and star washers. The length of the shield connection must be as short as possible.
- * The host computer must be properly grounded.

Note Data acquisition equipment may exhibit noise or increased offsets when exposed to high RF fields (>1V/m) or transients.

-  The operator must observe all safety cautions and operating conditions specified in the documentation for all hardware used.
-  The host computer, peripheral equipment, power sources, and expansion hardware must be CE compliant.
-  All power must be off to the DBK11A and externally connected equipment before internal access to the DBK11A is permitted.
-  Not for use with signal levels exceeding ± 30 V_{peak} to earth ground.

325262A-01

