

# Declaration of Conformity

Part #: 293-0740 Rev 07-09


**Manufacturer's Name:** IOtech  
**Manufacturer's Address:** 25971 Cannon Road  
Cleveland, Ohio 44146 USA

**Declares that the product:**  
**Product Name:** DBK11A  
**Description:** Screw-Terminal Option Card

*Conforms to the following standards:*

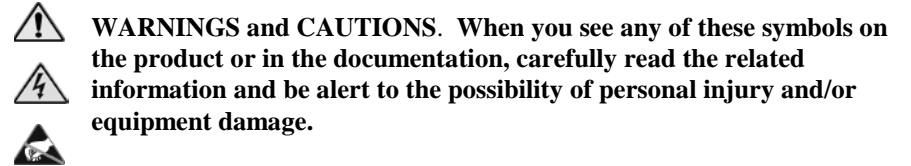
<b>Safety</b>	Low-Voltage Directive 2006/95/EC, EN 61010-1; 2001
<b>EMC</b>	EMC Directive 2004/108/EC as defined by Standard: EN 61326-1:2006 (IEC 61326-1:2005)
<b>CISPR 22:1993</b>	Radio Disturbance
<b>EN 55022:1998</b>	Conducted and Radiated Emissions
<b>EN 50082-1:1994</b>	IEC 801-2:1991 – Electrostatic Discharge Immunity
<b>IEC 61000-4-3:2002</b>	Radiated Electromagnetic Field Immunity
<b>IEC 61000-4-4:2004</b>	Electric Fast Transient Burst Immunity
<b>IEC 61000-4-5:2001</b>	Surge Immunity

**EMC Testing:** Chomerics Test Services, Woburn, Mass. 01801, U.S.A.  
**Date:** February 24, 2009  
**Test Report #:** EMI5269.09  
**Date Issued:** July 16, 2009  
IOtech  
25971 Cannon Road  
Cleveland, OH. 44146 U.S.A .

**Signature:**   
**Full Name:** Carl Haapaoja  
**Position:** Director of Quality Assurance

## CE Compliant Operating Conditions





**Product Name:** DBK11A  
**Description:** Screw-Terminal Option Card



To maintain the safety, emission, and immunity standards of this declaration, the following conditions must be met.

- \* The DBK11A card must be placed in a CE DBK41, 10-Slot Analog Expansion Module.
- \* Shielded wires must be used for all I/Os.
- \* The shields must be connected to the chassis ground of the DBK41 by screws and star washers. The length of the shield connection must be as short as possible.
- \* The host computer must be properly grounded.

**Note** Data acquisition equipment may exhibit noise or increased offsets when exposed to high RF fields (>1V/m) or transients.

- 
- The operator must observe all safety cautions and operating conditions specified in the documentation for all hardware used.
- 
- The host computer, peripheral equipment, power sources, and expansion hardware must be CE compliant.
- 
- All power must be off to the DBK11A and externally connected equipment before internal access to the DBK11A is permitted.
- 
- Not for use with signal levels exceeding  $\pm 30$  V<sub>peak</sub> to earth ground.

325262A-01

