

Declaration of Conformity

Part #: 418-0740 Rev 07-09


Manufacturer's Name: IOtech
Manufacturer's Address: 25971 Cannon Road
Cleveland, Ohio 44146 USA

Declares that the product:
Product Name: DBK4
Description: 2-Channel Dynamic Signal Input Card

Conforms to the following standards:

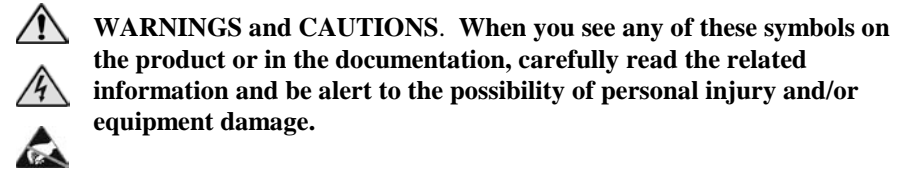
Safety	Low-Voltage Directive 2006/95/EC, EN 61010-1; 2001
EMC	EMC Directive 2004/108/EC as defined by Standard: EN 61326-1:2006 (IEC 61326-1:2005)
CISPR 22:1993	Radio Disturbance
EN 55022:1998	Conducted and Radiated Emissions
EN 50082-1:1994	IEC 801-2:1991 – Electrostatic Discharge Immunity
IEC 61000-4-3:2002	Radiated Electromagnetic Field Immunity
IEC 61000-4-4:2004	Electric Fast Transient Burst Immunity
IEC 61000-4-5:2001	Surge Immunity

EMC Testing: Chomerics Test Services, Woburn, Mass. 01801, U.S.A.
Date: February 24, 2009
Test Report #: EMI5269.09
Date Issued: July 16, 2009
IOtech
25971 Cannon Road
Cleveland, OH. 44146 U.S.A .

Signature: 
Full Name: Carl Haapaoja
Position: Director of Quality Assurance

CE-Compliant Operating Conditions





Product Name: DBK4
Description: 2-Channel Dynamic Signal Input Card



To maintain the safety, emission, and immunity standards of this declaration, the following conditions must be met.

- * The DBK4 card must be placed in a CE DBK41, 10-Slot Analog Expansion Module.
- * The PVC dust caps (IOtech part # CN-96) must be placed on both BNC connectors when not in use.
- * When PVC dust caps are removed, coaxial cables with insulated end connectors and rubber O-rings (IOtech CE Kit, part # 418-0800) must be used.
- * The host computer must be properly grounded.

Note Data acquisition equipment may exhibit noise or increased offsets when exposed to high RF fields (>1V/m) or transients.

-  The operator must observe all safety cautions and operating conditions specified in the documentation for all hardware used.
-  The host computer, peripheral equipment, power sources, and expansion hardware must be CE compliant.
-  All power must be off to the DBK4 and externally connected equipment before access to the DBK4 is permitted.
-  Maximum Input Voltage Range: ± 5 Vpeak to earth ground

324342C-01

