

# Declaration of Conformity

Part #: 485-0740 Rev 07-09


**Manufacturer's Name:** IOtech  
**Manufacturer's Address:** 25971 Cannon Road  
Cleveland, Ohio 44146 USA

*Declares that the product:*  
**Product Name:** DBK43A  
**Description:** 8-Channel Strain-Gage Module

*Conforms to the following standards:*




<b>Safety</b>	Low-Voltage Directive 2006/95/EC, EN 61010-1; 2001
<b>EMC</b>	EMC Directive 2004/108/EC as defined by Standard: EN 61326-1:2006 (IEC 61326-1:2005)
<b>CISPR 22:1993</b>	Radio Disturbance
<b>EN 55022:1998</b>	Conducted and Radiated Emissions
<b>EN 50082-1:1994</b>	IEC 801-2:1991 – Electrostatic Discharge Immunity
<b>IEC 61000-4-3:2002</b>	Radiated Electromagnetic Field Immunity
<b>IEC 61000-4-4:2004</b>	Electric Fast Transient Burst Immunity
<b>IEC 61000-4-5:2001</b>	Surge Immunity

**EMC Testing:** Chomerics Test Services, Woburn, Mass. 01801, U.S.A.  
**Date:** February 24, 2009  
**Test Report #:** EMI5269.09  
**Date Issued:** July 16, 2009  
IOtech  
25971 Cannon Road  
Cleveland, OH. 44146 U.S.A .

**Signature:**   
**Full Name:** Carl Haapaoja  
**Position:** Director of Quality Assurance

## CE Compliant Operating Conditions




**Product Name:** DBK43A  
**Description:** 8-Channel Strain-Gage Module

- 
-  **WARNINGS and CAUTIONS.** When you see any of these symbols on the product or in the documentation, carefully read the related information and be alert to the possibility of personal injury and/or equipment damage.
-  
- 

To maintain the safety, emission, and immunity standards of this declaration, the following conditions must be met.

- \* P1 and strain-gage cables must have a braided shield connected circumferentially to their connectors' metal shells.
- \* All cable screw locks must be tightened at both ends of the cable.
- \* The host computer must be properly grounded.

**Note** Data acquisition equipment may exhibit noise or increased offsets when exposed to high RF fields (>1V/m) or transients.

-  The operator must observe all safety cautions and operating conditions specified in the documentation for all hardware used.
-  The host computer, peripheral equipment, power sources, and expansion hardware must be CE compliant.
-  All power must be off to the DBK43A and externally connected equipment before internal access to the DBK43A is permitted.

324346C-01

