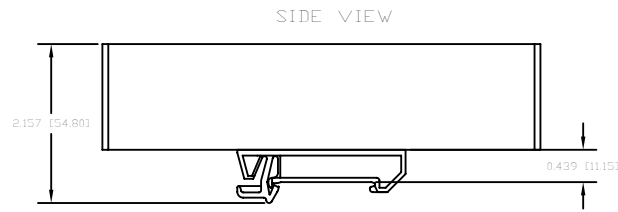
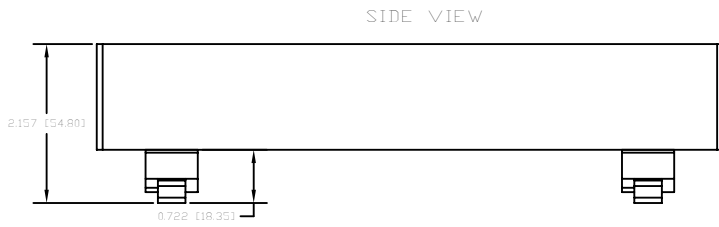
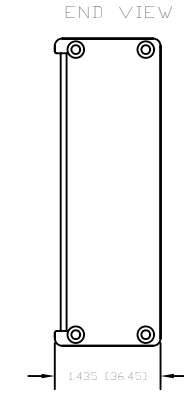
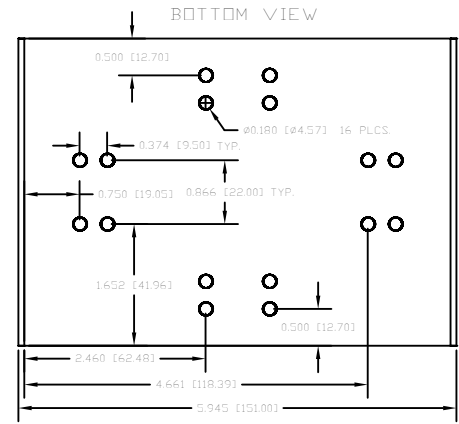
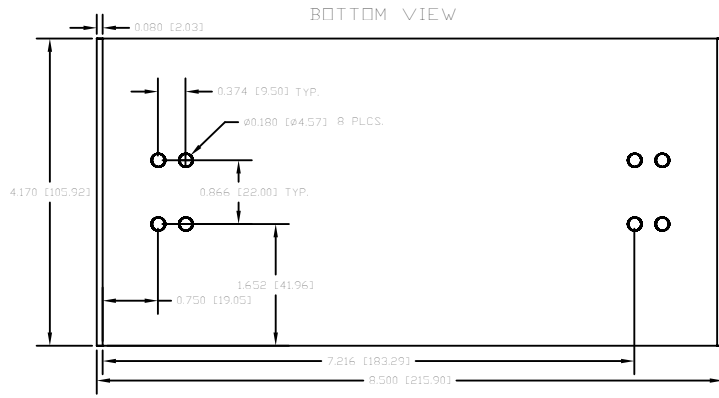


THIS DRAWING CONTAINS PROPRIETARY INFORMATION WHICH IS THE CONFIDENTIAL PROPERTY OF DATA TRANSLATION, INC. IT SHALL NOT BE COPIED, REPRODUCED, DISCLOSED, PUBLISHED OR USED IN THE WHOLE OR IN PART WITHOUT THE EXPRESSED WRITTEN PERMISSION OF DATA TRANSLATION, INC.

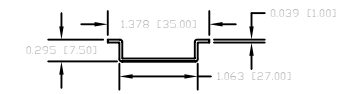
DT9832/34/36

DT982X/35/37/37A

		REVISIONS		
DATE	BY	DESCRIPTION	DESIGNED	APPROVED
02	1	INITIAL RELEASE		
02	1	ADDED DIN MOUNT LOCATION DIMENSIONS		



DIN MOUNT BASE = WEIDMULLER P/N 0646260000



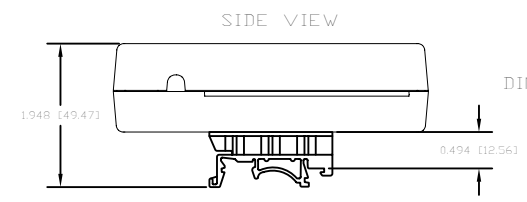
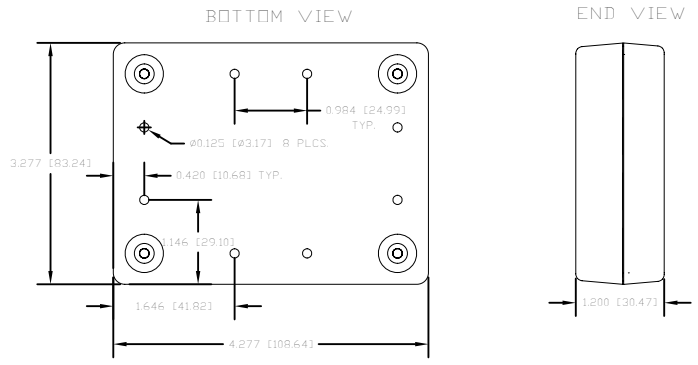
DIN RAIL = 35 X 7.5MM. WEIDMULLER P/N 51450 OR EQUIVALENT

DO NOT SCALE DRAWING REMOVE ALL BARRIERS AND SHARP EDGES		DRAWN S. BISHOP	DATE 8-1-85	DATA TRANSLATION MILWAUKEE MASSACHUSETTS 03235	
UNLESS OTHERWISE SPECIFIED DIMENSIONS ARE IN INCHES		CHECKED	DATE		
TOLERANCES		DRAWN	DATE	SALES DRAWING ENC. DIN MOUNT	
XX	XXX	FINISH	DATE		
MATERIAL	FINISH	SIZE		REV	1
REV	DATE	DRAWING NO.		23258	1
REV	DATE	SHEET 1 OF 2			

THIS DRAWING CONTAINS PROPRIETARY INFORMATION WHICH IS THE CONFIDENTIAL PROPERTY OF DATA TRANSLATION, INC. IT SHALL NOT BE COPIED, REPRODUCED, DISCLOSED, PUBLISHED OR USED IN THE WHOLE OR IN PART WITHOUT THE EXPRESSED WRITTEN PERMISSION OF DATA TRANSLATION, INC.

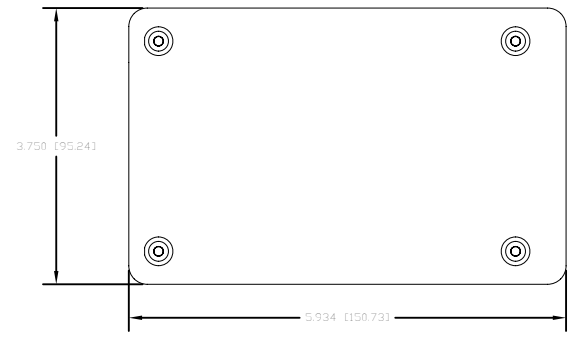
DT9801/02/03/04/05/06

ECON SERIES

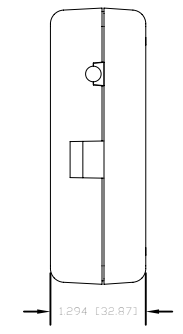


DIN MOUNT BASE = PHOENIX CONTACT P/N 1201578

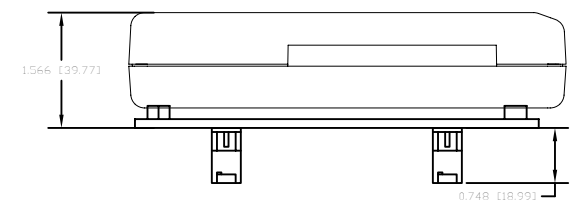
BOTTOM VIEW



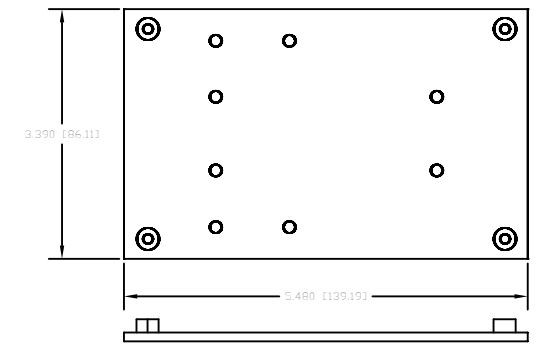
END VIEW



SIDE VIEW



18060 - MOUNTING PLATE



DO NOT SCALE DRAWING REMOVE ALL BURRS AND SHARP EDGES		DESIGNED	DATE	DATA TRANSLATION	
UNLESS OTHERWISE SPECIFIED DIMENSIONS ARE IN INCHES		CHECKED	DATE		
TOLERANCES		DRAWN	DATE	MILFORD MASSACHUSETTS 01705	
XX	XXX	ANGLES	FINISH	SALES DRAWING	
MATERIAL	FINISH			ENC. DIN MOUNT	
SIZE	UNIT	DRAWING NO.		REV.	
D		23258		1	
DATE	REV.	REV. 2 OF 2			